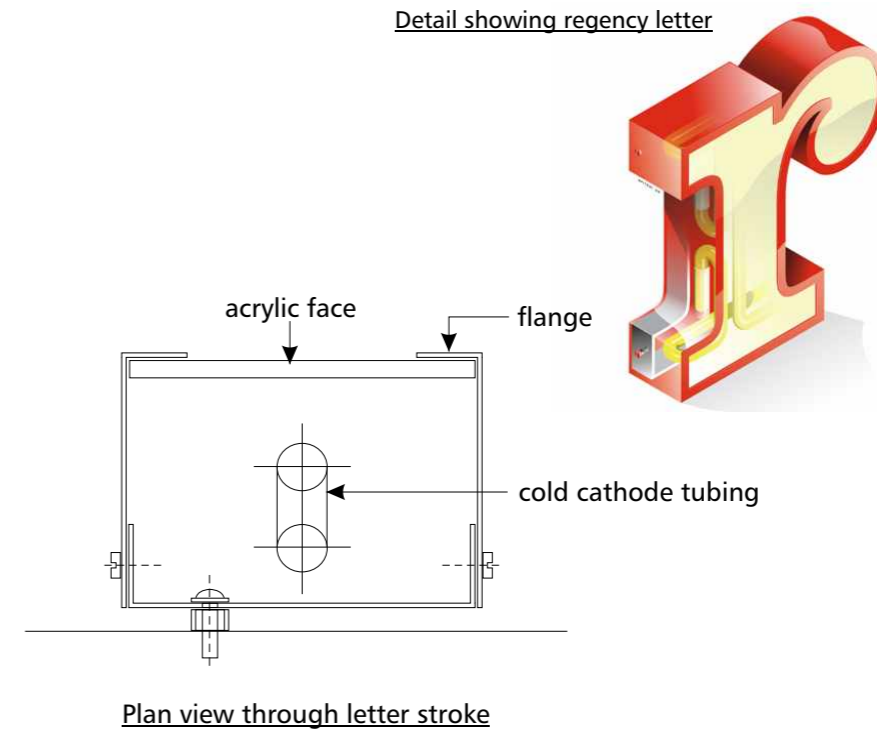
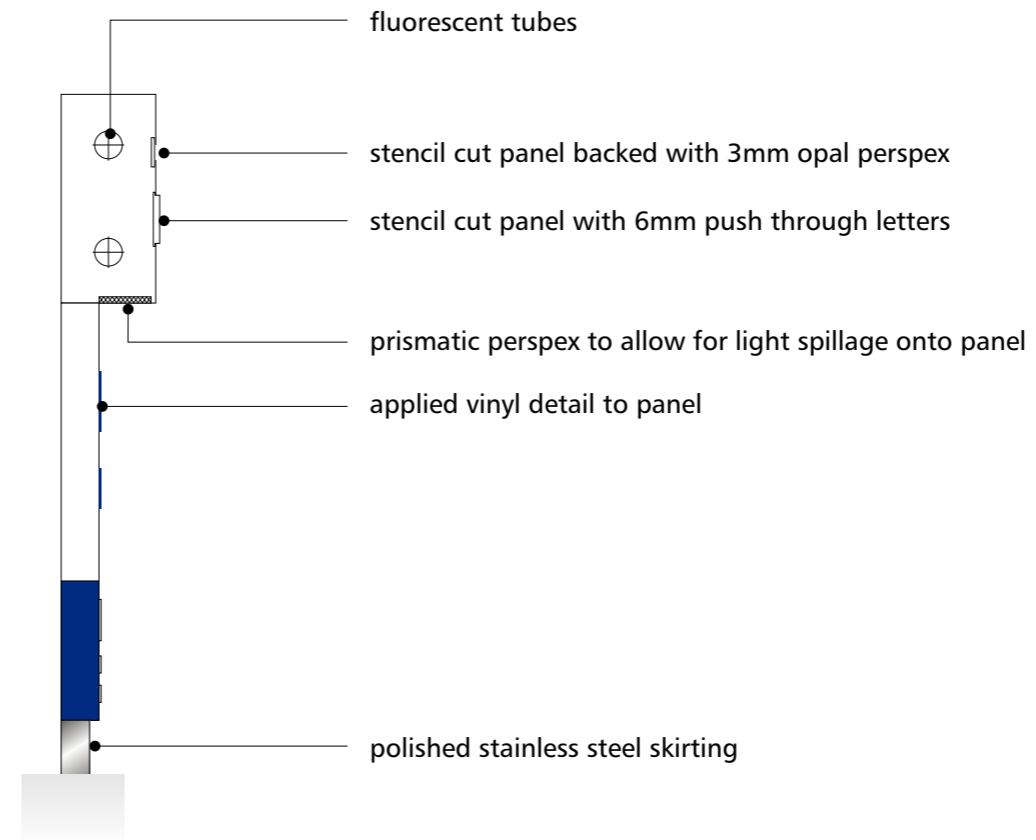




Sign 1
3 no sets regency letters.



Sign 2
freestanding pylon sign.



CLARKE SIGNS

38 Chaseview Road
Alrewas
Staffordshire
DE13 7EL

Tel: 01283 791 592
Fax: 01283 791 592

Customer:	LINK 665	Date:	JULY '04	Scale @	A3	Ref No:	
Address:	HASLINGDEN					Page:	1 of 5

This drawing is copyright and is the property of Clarke Signs Limited and is to be used between themselves and the Client only.

This drawing must not be scaled for manufacturing purposes, nor should any stated dimension be taken as accurate, final or in any way as binding. Any discrepancies in logo image, type face, colour or spacing will be modified as necessary to meet any technical requirements at time of manufacture.

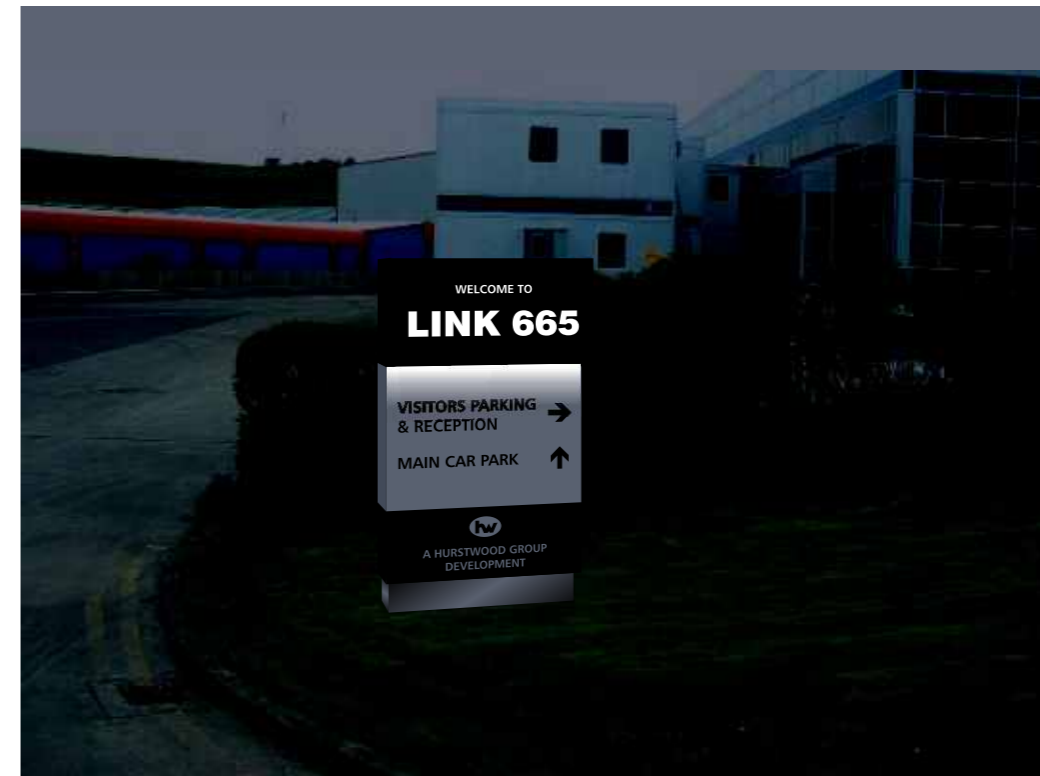


CLARKE SIGNS

38 Chaseview Road
Alrewas
Staffordshire
DE13 7EL

Tel: 01283 791 592
Fax: 01283 791 592

Customer:	LINK 665	Date:	JULY '04	Scale @	A3	Ref No:	
Address:	HASLINGDEN					Page:	2 of 5

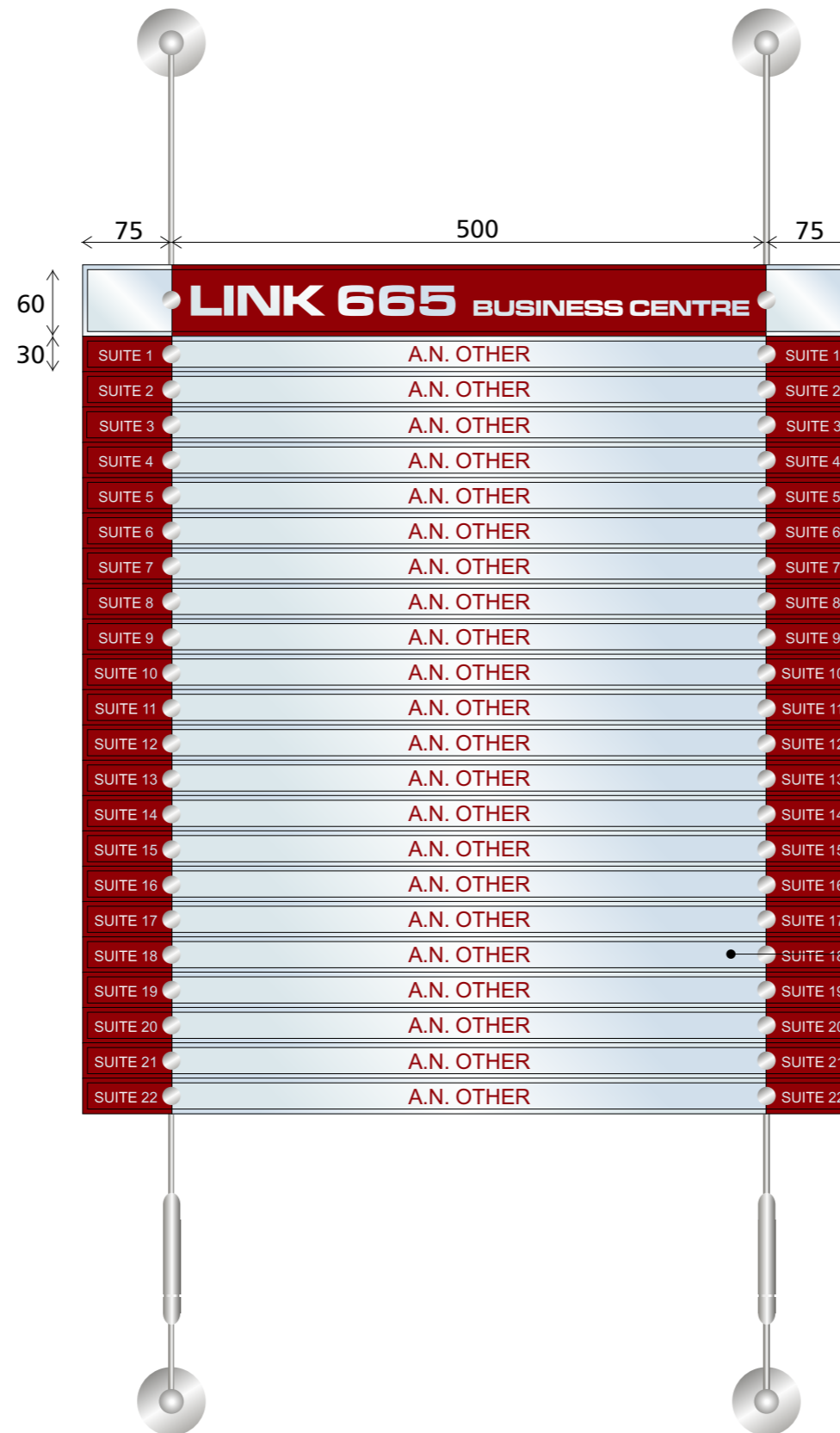


CLARKE SIGNS

38 Chaseview Road
Alrewas
Staffordshire
DE13 7EL

Tel: 01283 791 592
Fax: 01283 791 592

Customer:	LINK 665	Date:	JULY '04	Scale @	A3	Ref No:	
Address:	HASLINGDEN					Page:	3 of 5



End sections

Clear panel with bevelled edges, polished. Backed with burgundy vinyl with text cut out, with text in frosted crystal vinyl to face of panel to create 3d effect.

Middle section

Clear panel with bevelled edges, polished. Backed with frosted vinyl with text cut out, with text in burgundy vinyl to face of panel to create 3d effect.



CLARKE SIGNS

38 Chaseview Road
Alrewas
Staffordshire
DE13 7EL

Tel: 01283 791 592
Fax: 01283 791 592

Customer:	LINK 665	Date:	JULY '04	Scale @	A3	Ref No:	
Address:	HASLINGDEN					Page:	4 of 5

This drawing is copyright and is the property of Clarke Signs Limited and is to be used between themselves and the Client only.

This drawing must not be scaled for manufacturing purposes, nor should any stated dimension be taken as accurate, final or in any way as binding. Any discrepancies in logo image, type face, colour or spacing will be modified as necessary to meet any technical requirements at time of manufacture.

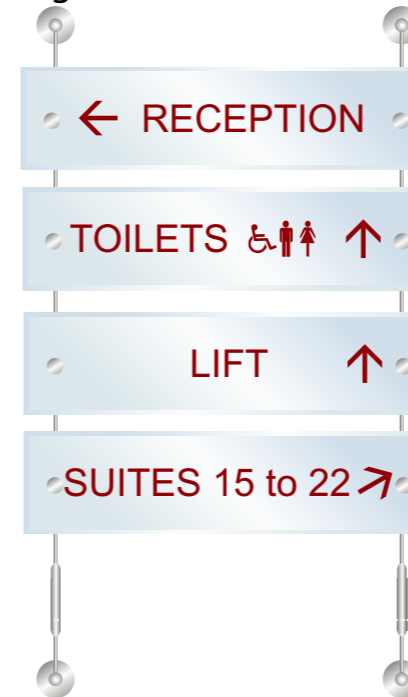
Sign A



Wall sign - 1 off
Panel 2000 x 800mm

SIGN B - DIRECTORY
ON SEPARATE SHEET

Sign C



Directional signs
Panels 400 x 100mm

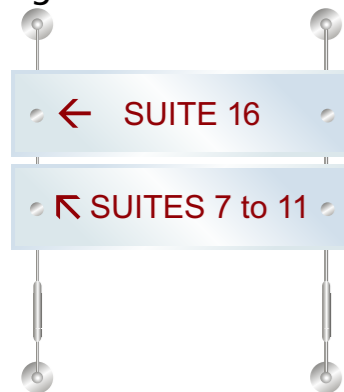
Sign D



Suite Entrance signs
400 x 300mm

Suite 1 to 4 inc.
&
12 - 16 inc.

Sign E



Directional signs
Panels 400 x 100mm

Sign F



Door signs - 2 No.
Panels 300 x 75mm



Door signs - 6 No.
Panels 300 x 75mm



Door signs - 3 No.
Panels 300 x 75mm

Sign G



Projecting Signs - 1 PAIR
Glass bevelled panels size 300 x75mm, applied vinyl detail to face.

Projecting Signs - 1 PAIR
Glass bevelled panels size 300 x75mm, applied vinyl detail to face.



CLARKE SIGNS

38 Chaseview Road
Alrewas
Staffordshire
DE13 7EL

Tel: 01283 791 592
Fax: 01283 791 592



Sign H

Small Projecting signs - 2 of EACH
Panels 150 x 150mm

Customer:	LINK 665	Date:	JULY '04	Scale @	A3	Ref No:	
Address:	HASLINGDEN					Page:	5 of 5